


Chapter 2

Bio-Inspired Algorithms Used in Medical Image Processing

K. Ezhilarasan

Gandhigram Rural Institute, India

K. Somasundaram


 <https://orcid.org/0000-0003-0932-3538>

Gandhigram Rural Institute, India

T. Kalaiselvi


Gandhigram Rural Institute, India

Praveenkumar Somasundaram

 <https://orcid.org/0000-0001-7981-504X>

Qualcomm Technologies Inc., USA

S. Karthigai Selvi

 <https://orcid.org/0000-0001-6249-2037>

Galgotias University, India

A. Jeevarekha

M.V. Muthiah Government Arts College for Women, India

ABSTRACT

Medical image processing plays a crucial role in diagnosing diseases, guiding treatment plans, and monitoring patient progress. With the increasing complexity and volume of medical imaging data, there is a growing need for advanced techniques to extract meaningful information from these images. Traditional methods in medical image processing often face challenges related to image enhancement, segmentation, and feature extraction. These challenges stem from the inherent variability, noise, and complexity of medical images, making it difficult to obtain accurate and reliable results. In this chapter, the focus is on leveraging bio-inspired algorithms to address these challenges and improve the analysis and interpretation of medical images. Bio-inspired algorithms draw inspiration from natural processes, such as evolution, swarm behavior, neural networks, and genetic programming. It addresses the challenges and requirements specific to each modality and how bio-inspired algorithms can be adapted and tailored to meet those needs.

DOI: 10.4018/979-8-3693-1131-8.ch002

INTRODUCTION

Medical Image Processing is a dynamic and multidisciplinary field that lies at the crossroads of medicine, computer science, and image analysis. Its primary goal is to harness computational techniques to acquire, enhance, analyse, and interpret medical images, thus supporting medical practitioners in making precise diagnoses and formulating effective treatment plans. In the contemporary digital era, medical images have become indispensable tools for gaining insights into the inner workings and structures of the human body.

This section offers a comprehensive overview of the fundamental principles and significance of Medical Image Processing. To begin, we delve into the diverse imaging modalities widely used in medical practice, including X-ray, computed tomography (CT), magnetic resonance imaging (MRI), ultrasound, positron emission tomography (PET), and single-photon emission computed tomography (SPECT). Each modality boasts unique strengths and finds relevance in specific clinical contexts.

However, medical image analysis poses inherent challenges and complexities. Oftentimes, medical images exhibit noise, artifacts, and variations arising from patient anatomy and imaging protocols. The interpretation of these images necessitates expert knowledge and can be time-consuming for healthcare professionals. Consequently, there is a pressing need for the development of efficient and reliable automated image analysis techniques.

In recent years, Bio-Inspired Algorithms have emerged as promising computational tools to address the challenges of medical image processing. Inspired by natural phenomena like evolution, swarm behavior, and neural networks, these algorithms offer innovative approaches to optimize image segmentation, registration, feature extraction, and classification tasks.

Emphasis is placed on the pivotal role algorithms play in medical image processing. Bio-Inspired Algorithms, including Genetic Algorithms, Particle Swarm Optimization, Ant Colony Optimization, and Artificial Neural Networks, have demonstrated remarkable potential in enhancing the accuracy and efficiency of medical image analysis. They possess the ability to adapt and evolve, mimicking the adaptive processes observed in biological systems, thus enabling them to discern optimal solutions even in complex medical image datasets.

Throughout this chapter, we explore the applications of various Bio-Inspired Algorithms in medical image processing and their relevance in diverse medical specialties. Our objective is to provide readers with a solid understanding of the foundational concepts of medical image processing, paving the way for comprehending how bio-inspired approaches can revolutionize medical image analysis and positively impact patient care. By combining the power of computational methods and medical

34 more pages are available in the full version of this document, which may be purchased using the "Add to Cart" button on the publisher's webpage: www.igi-global.com/chapter/bio-inspired-algorithms-used-in-medical-image-processing/338083

Related Content

Mind and Matter: Why It All Makes Sense

Leonard Johard, Vittorio Lippi, Larisa Safinaand Manuel Mazzara (2017). *Advanced Research on Biologically Inspired Cognitive Architectures* (pp. 63-82).

www.irma-international.org/chapter/mind-and-matter/176186

Artificially in Social Sciences

J. Rennard (2007). *Handbook of Research on Nature-Inspired Computing for Economics and Management* (pp. 1-15).

www.irma-international.org/chapter/artificially-social-sciences/21116

Superior Cantor Sets and Superior Devil Staircases

Mamta Raniand Sanjeev Kumar Prasad (2010). *International Journal of Artificial Life Research* (pp. 78-84).

www.irma-international.org/article/superior-cantor-sets-superior-devil/38935

Outline

Eleonora Bilottaand Pietro Pantano (2010). *Cellular Automata and Complex Systems: Methods for Modeling Biological Phenomena* (pp. 1-16).

www.irma-international.org/chapter/outline/43215

Harmony Search with Greedy Shuffle for Nurse Rostering

Mohammed A. Awadallah, Ahamad Tajudin Khader, Mohammed Azmi Al-Betarand Asaju La'aro Bolaji (2012). *International Journal of Natural Computing Research* (pp. 22-42).

www.irma-international.org/article/harmony-search-greedy-shuffle-nurse/73012