

Application of Cognitive Map in Knowledge Management

Akbar Esfahanipour

Amirkabir University of Technology, Iran

Ali Reza Montazemi

McMaster University, Canada

INTRODUCTION

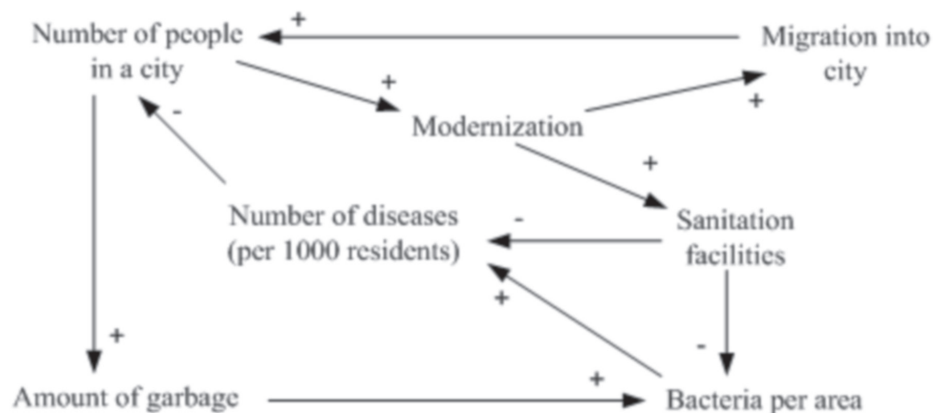
Cognitive mapping techniques consist of a set of procedures to capture perceived relationships of attributes related to ill-structured decision problems that decision makers have to face. This article provides an overview of the application of cognitive maps (CMs) in the design and development of intelligent information systems. Here, CM is used as a set of techniques to identify subjective beliefs and to portray those beliefs externally as follows:

- Causal mapping is used to investigate the cognition of decision-makers. A causal map represents a set of causal relationships (i.e., cause and effect relationships) among constructs within a system. For example, Figure 1 shows that better sanitation facilities, causing an initial improvement in health, led to an increase in

the city's population. This growth led to more garbage, more bacterial, and therefore more disease. Causal map aids: 1) in identification of irrelevant data, 2) to evaluate the factors that affect a given class of decisions, and 3) enhances the overall understanding of a decision maker's environment, particularly when it is ill-structured.

- Semantic mapping, also known as *idea mapping*, is used to explore an idea without the constraints of a superimposed structure. A semantic map visually organizes related concepts around a main concept with tree-like branches. Figure 2 depicts different types of transportation, organized in three categories: land, water, and air. This technique facilitates communication between end-users and system analysts in support of information requirements analysis.

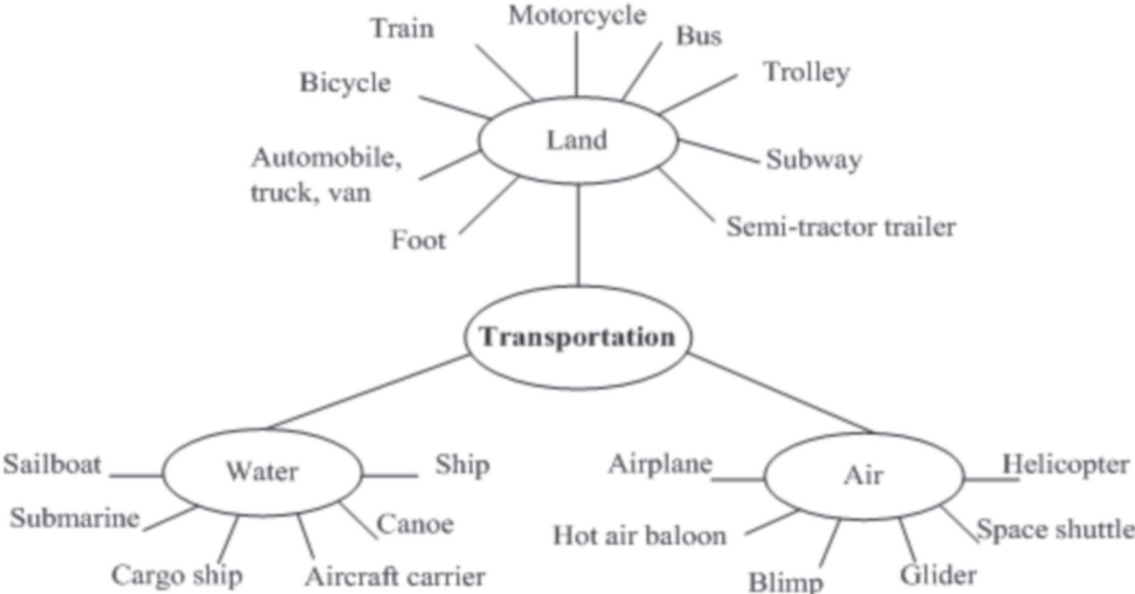
Figure 1. Causal map for public health issues



DOI: 10.4018/978-1-4666-5888-2.ch106



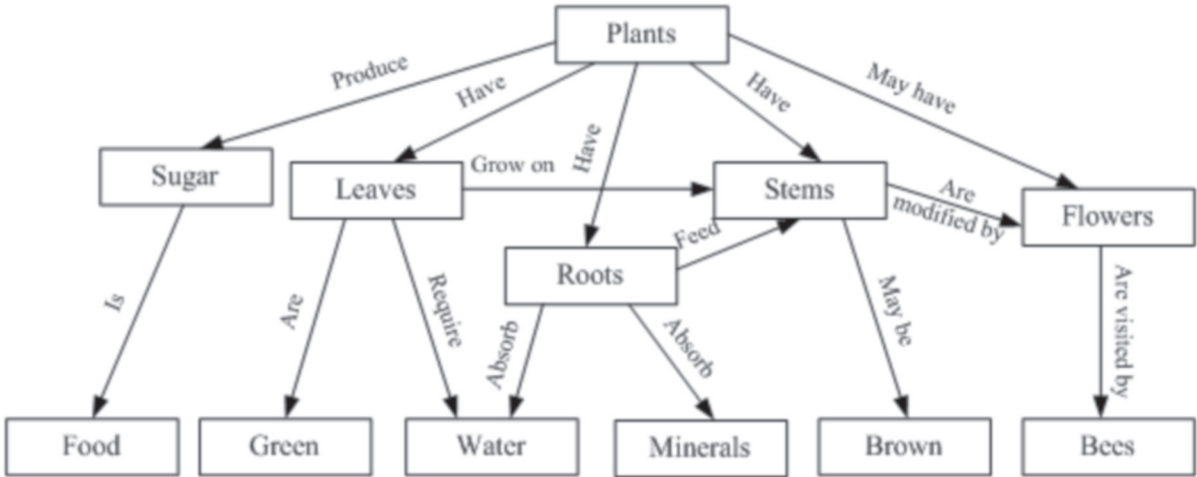
Figure 2. Semantic map for different types of transportation



- Concept mapping is a useful tool for organizing and representing concepts (events or objects) and their interrelationships in a particular domain. Each concept is designated with a label. The relationship between two concepts in a concept map is referred to as a proposition; propositions connect concepts to form a meaningful statement. Relationships between con-

cepts are associative. For example, in Figure 3, two concepts of “plants” and “flowers” are associated via “may have” that form the proposition of “plants may have flowers.” Describing complex structures with simple propositions improve quality of conceptual modeling in the development of information systems.

Figure 3. Concept map for plants



9 more pages are available in the full version of this document, which may be purchased using the "Add to Cart" button on the publisher's webpage:

www.igi-global.com/chapter/application-of-cognitive-map-in-knowledge-management/112507

Related Content

Swarm Intelligence for Automatic Video Image Contrast Adjustment

RR Aparna (2016). *International Journal of Rough Sets and Data Analysis* (pp. 21-37).

www.irma-international.org/article/swarm-intelligence-for-automatic-video-image-contrast-adjustment/156476

Improving Efficiency of K-Means Algorithm for Large Datasets

Ch. Swetha Swapna, V. Vijaya Kumar and J.V.R Murthy (2016). *International Journal of Rough Sets and Data Analysis* (pp. 1-9).

www.irma-international.org/article/improving-efficiency-of-k-means-algorithm-for-large-datasets/150461

The Nature of Cyber Bullying Behaviours

Lucy R. Betts (2018). *Encyclopedia of Information Science and Technology, Fourth Edition* (pp. 4245-4254).

www.irma-international.org/chapter/the-nature-of-cyber-bullying-behaviours/184131

Nth Order Binary Encoding with Split-Protocol

Bharat S. Rawal, Songjie Liang, Shiva Gautam, Harsha Kumara Kalutarage and P Vijayakumar (2018). *International Journal of Rough Sets and Data Analysis* (pp. 95-118).

www.irma-international.org/article/nth-order-binary-encoding-with-split-protocol/197382

Accident Causation Factor Analysis of Traffic Accidents using Rough Relational Analysis

Caner Erden and Numan Çelebi (2016). *International Journal of Rough Sets and Data Analysis* (pp. 60-71).

www.irma-international.org/article/accident-causation-factor-analysis-of-traffic-accidents-using-rough-relational-analysis/156479