


Chapter 7

Big Data Analysis Techniques: Data Preprocessing Techniques, Data Mining Techniques, Machine Learning Algorithm, Visualization

Pranali Dhawas

 <https://orcid.org/0009-0003-4276-2310>
G.H. Rasoni College of Engineering, Nagpur,
India

Minakshi Ashok Ramteke

G.H. Rasoni College of Engineering, Nagpur,
India

Aarti Thakur

G.H. Rasoni College of Engineering, Nagpur,
India


Poonam Vijay Polshetwar

CSMSS College of Polytechnic, India

Ramadevi Vitthal Salunkhe

Rajarambapu Institute of Technology, India

Dhananjay Bhagat

 <https://orcid.org/0009-0009-1100-3219>
G.H. Rasoni College of Engineering, Nagpur,
India

ABSTRACT

Big data analysis techniques are the methods and tools utilized for extracting insights and knowledge from vast and intricate datasets. Due to the increasing velocity, volume, and variety of data being produced, conventional data analysis methods have become inadequate. Therefore, big data analysis techniques employ advanced computational and statistical methods to extract treasured information from big data. There are several big data analysis techniques, including data mining, natural language processing, machine learning, predictive analytics, and deep learning. For example, data mining involves identifying patterns and relationships within data sets, while machine learning enables systems to learn from data without explicit programming. Additionally, natural language processing focuses on analyzing human language, and predictive analytics utilizes statistical modeling techniques to predict future outcomes. Deep learning, which uses neural networks to model complex data patterns, is also a common big data analysis technique.

DOI: 10.4018/979-8-3693-0413-6.ch007

1. INTRODUCTION

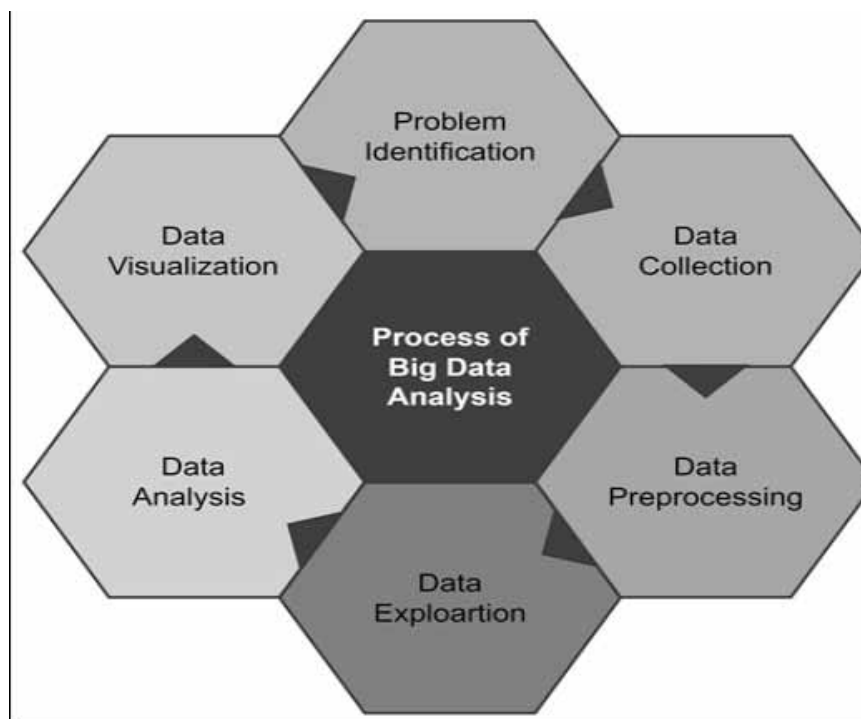
Big data analysis is a process of examining and interpreting massive and complex datasets to extract valuable insights, enabling decision-makers to make informed decisions. “Big data” describes datasets too large or complicated for conventional data processing tools to handle. Advanced software and hardware tools are used in big data analysis to collect, store, process, and analyze large datasets using various analytical techniques, which includes statistical analysis, machine learning, data mining, and natural language processing.

The insights obtained through big data analysis which can be used to inform decision-making in multiple industries and applications, such as healthcare, finance, marketing, and manufacturing. For example, healthcare providers can identify patterns in patient data, leading to more effective diagnosis and treatment. Retailers can analyze customer purchase patterns and create better marketing strategies.

Big data analysis has become prevalent as a result of the substantial increase in data volume originating from digital technologies like mobile devices, social media and Internet of Things (IoT). By utilizing these massive datasets, organizations can obtain a deeper understanding of their customers, operations, and markets, resulting in better decision-making and improved business outcomes.

Big data analytics involves identifying problem, gathering relevant data from diverse sources, storing it in scalable infrastructures, cleaning and preprocessing the data, integrating multiple datasets, exploring and analyzing the data using statistical and machine learning techniques, evaluating and validating models, interpreting and visualizing insights, and utilizing those insights for decision making and value creation as shown in below Figure1.

Figure 1. Process of big data analytics



24 more pages are available in the full version of this document, which may be purchased using the "Add to Cart" button on the publisher's webpage:

www.igi-global.com/chapter/big-data-analysis-techniques/336350

Related Content

Analyzing Business Intelligence Systems Based on 7s Model of McKinsey

Amin A. Shaqrah (2018). *International Journal of Business Intelligence Research* (pp. 53-63).

www.irma-international.org/article/analyzing-business-intelligence-systems-based-on-7s-model-of-mckinsey/203657

Decision Making and Behavior: Use of Micro-Influencers as a Creative Strategy in the SMEs in México

Jovanna Nathalie Cervantes Guzmán (2020). *Handbook of Research on IT Applications for Strategic Competitive Advantage and Decision Making* (pp. 390-404).

www.irma-international.org/chapter/decision-making-and-behavior/262487

An Introduction to Information Technology and Business Intelligence

Stephan Kudyba and Richard Hoptroff (2001). *Data Mining and Business Intelligence: A Guide to Productivity* (pp. 2-22).

www.irma-international.org/chapter/introduction-information-technology-business-intelligence/7502

Excessive Value Creation: Under the Tyranny of a New Imaginary

David Sköld and Lena Olaison (2012). *Managing Dynamic Technology-Oriented Businesses: High-Tech Organizations and Workplaces* (pp. 192-208).

www.irma-international.org/chapter/excessive-value-creation/67436

Assessing Maturity in Data-Driven Culture

Mikael Berndtsson and Stefan Ekman (2023). *International Journal of Business Intelligence Research* (pp. 1-17).

www.irma-international.org/article/assessing-maturity-in-data-driven-culture/332813